

Scaled data based on original data using  
LM-79-08 Approved Method: Electrical and Photometric Measurements of Solid-  
State Lighting Products

Test Report Prepared for  
Cooper Lighting Solutions  
(formerly Eaton)

Brand: INVUE

Report Number: P401731

Luminaire Tested: **ENT-SA1E-760-U-T3-HSS**

Issue Date: 5/20/2020

**Test Information**

Test Method: LM-79-08  
Report Number: P401731  
TEST IS SCALED FROM IESNA LM-79-08 TEST DATA (G1-2004-754-14)  
Test Lab: INNOVATION CENTER  
Issue Date: 5/20/2020  
Manufacturer: COOPER LIGHTING SOLUTIONS (FORMERLY EATON)  
Product Line: INVUE  
Catalog Number: ENT-SA1E-760-U-T3-HSS  
Description: ENTRI LED LUMINAIRE  
(1) 70 CRI, 5700K, 1050mA LIGHTSQUARE WITH 16 LEDS AND TYPE III OPTICS WITH HOUSE SIDE SHIELD  
Light Source: -  
Ballast/Driver: ELECTRONIC DRIVER

**Summary**

Lumens per Lamp: N/A  
Luminaire Lumens: 5405 lumens  
Efficiency: N/A  
Efficacy: 94.5 lumens/watt  
Luminous Opening: Rectangular (W 0.5' x L: 0.5' x H: 0')  
IES Classification: Type III - Short - Full Cutoff  
BUG Rating: B1 - U0 - G1

Input Watts (W): 57.2  
Input Voltage (V): NR  
Input Current (Ain): NR  
Voltage Rise (V): NR  
Power Factor: NR  
Total Harmonic Distortion (THDi): NR  
Frequency (hertz): 60  
Stabilization Time: NR  
Operation Time: NR  
Ambient Temperature (°C): NR  
Test Distance: 25 FT

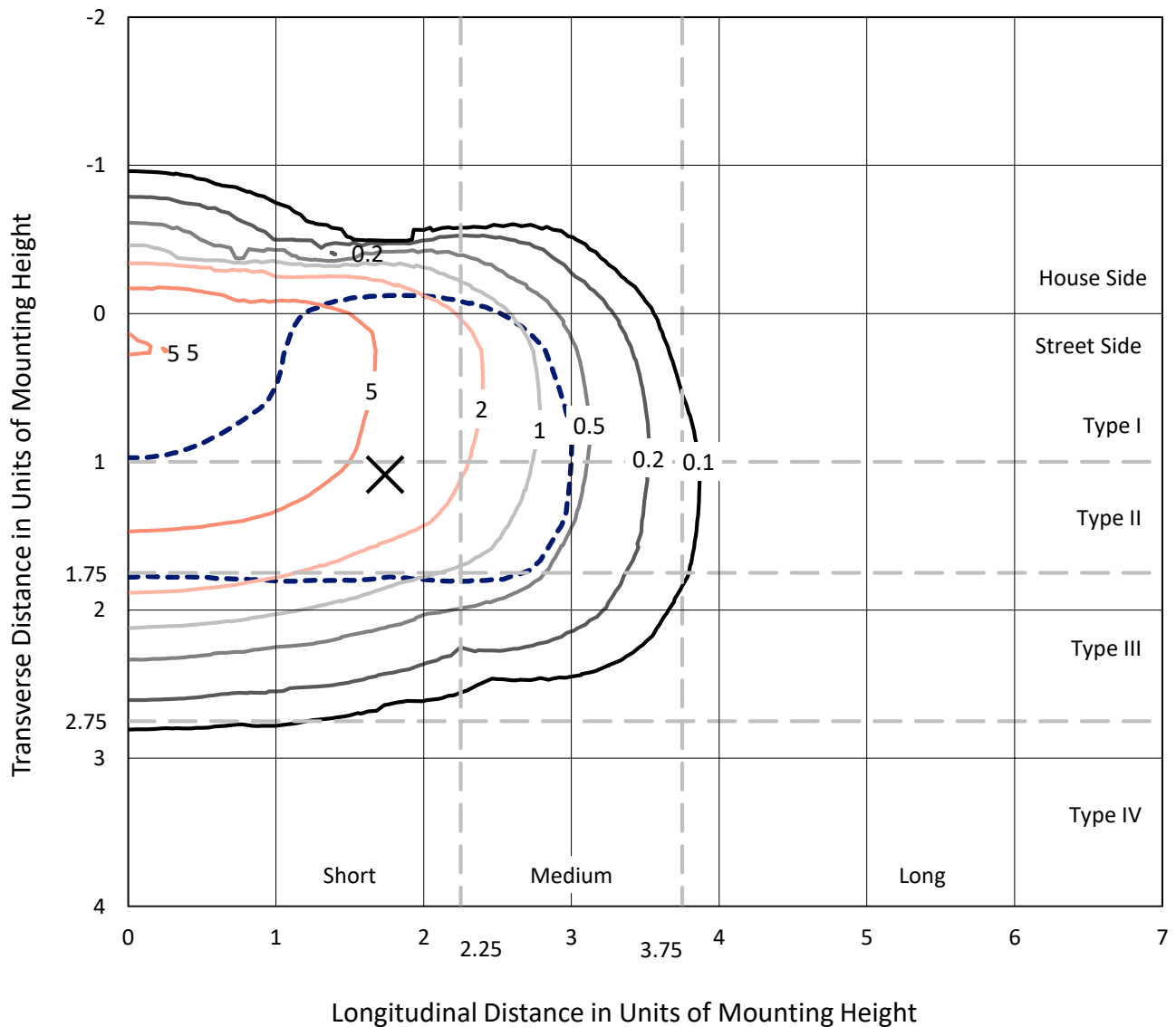


REPORT NUMBER: P401731

CATALOG NUMBER: ENT-SA1E-760-U-T3-HSS

### Iso-Footcandle Lines of Horizontal Illumination

✕ Max cd  
 - - - 1/2 Max cd

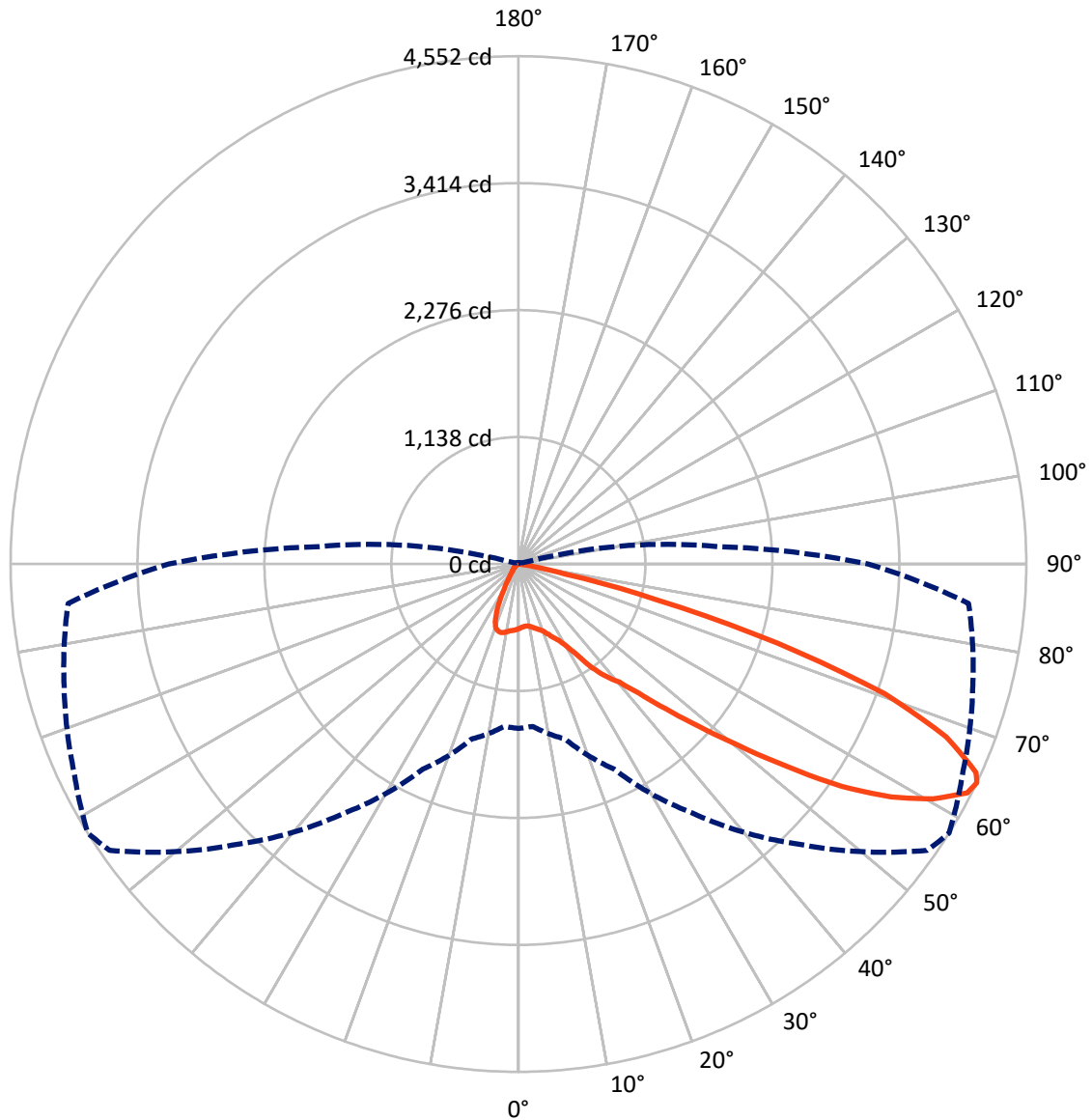


Based on 10 foot mounting height. Maximum calculated value = 8.6 fc  
 Type III - Short - Full Cutoff

REPORT NUMBER: P401731

CATALOG NUMBER: ENT-SA1E-760-U-T3-HSS

### Luminous Intensity Polar Plot



— Vertical Plane Through 58-Deg Lateral    - - - Horizontal Cone Through 64-Deg Vertical

REPORT NUMBER: P401731

CATALOG NUMBER: ENT-SA1E-760-U-T3-HSS

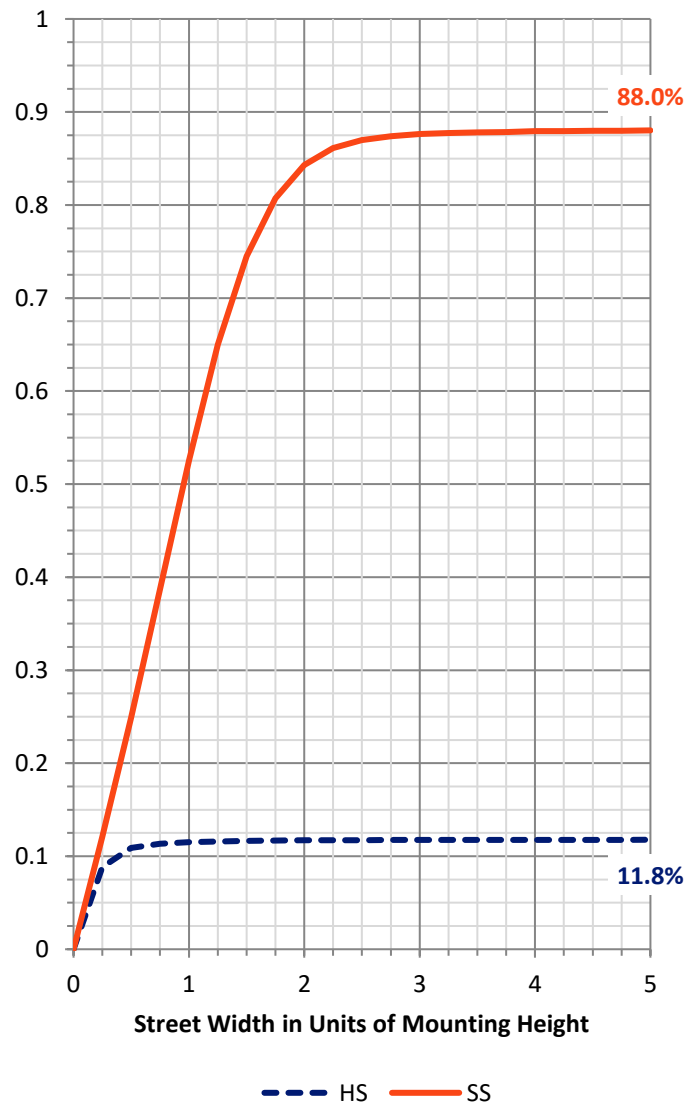
**FLUX DISTRIBUTION:**

		Downward	Upward	Total
<b>House Side</b>	Lumens	644.4	0.0	644.4
	% Fixture	11.9	0.0	11.9
<b>Street Side</b>	Lumens	4760.6	0.0	4760.6
	% Fixture	88.1	0.0	88.1
<b>Total</b>	Lumens	5405.0	0.0	5405.0
	% Fixture	100.0	0.0	100.0

**Coefficient of Utilization**

**ZONAL LUMENS:**

Zone	Lumens	% Fixture
0°-10°	54.7	1.0
10°-20°	159.5	3.0
20°-30°	286.6	5.3
30°-40°	502.3	9.3
40°-50°	918.4	17.0
50°-60°	1571.1	29.1
60°-70°	1524.1	28.2
70°-80°	377.5	7.0
80°-90°	10.7	0.2
90°-100°	0.0	0.0
100°-110°	0.0	0.0
110°-120°	0.0	0.0
120°-130°	0.0	0.0
130°-140°	0.0	0.0
140°-150°	0.0	0.0
150°-160°	0.0	0.0
160°-170°	0.0	0.0
170°-180°	0.0	0.0
0°-90°	5405.0	100.0
0°-180°	5405.0	100.0



REPORT NUMBER: P401731

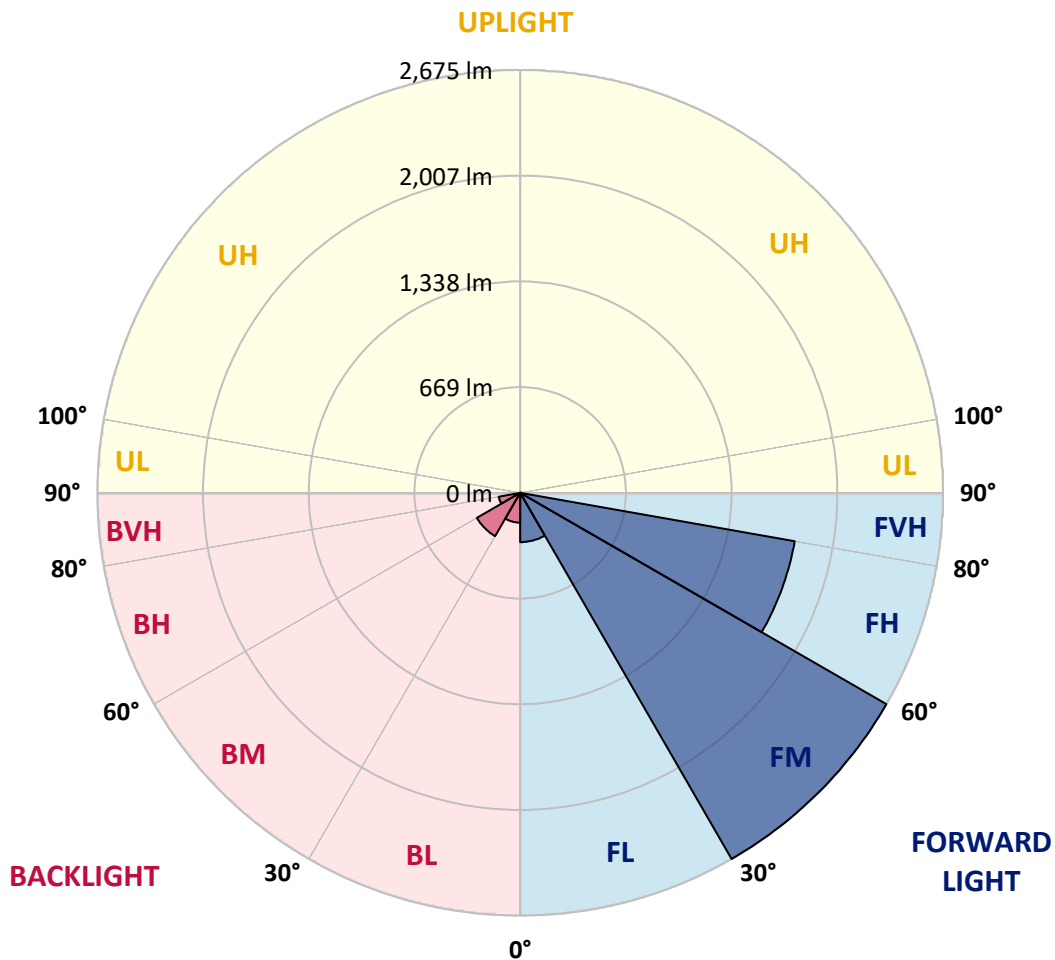
CATALOG NUMBER: ENT-SA1E-760-U-T3-HSS

**LUMINAIRE CLASSIFICATION SYSTEM LUMEN TABLE AND BUG RATING:**

Zone		Lumens	% Fixture	Zone Rating/Lumen Limit		
				B	U	G
FL	(0°-30°)	312.1	5.8			
FM	(30°-60°)	2675.4	49.5			
FH	(60°-80°)	1764.0	32.6			G1/1800
FVH	(80°-90°)	9.1	0.2			G0/10
BL	(0°-30°)	188.7	3.5	B1/500		
BM	(30°-60°)	316.5	5.9	B1/1000		
BH	(60°-80°)	137.6	2.5	B1/500		G1/500
BVH	(80°-90°)	1.6	0.0			G0/10
UL	(90°-100°)	0.0	0.0		U0/0	
UH	(100°-180°)	0.0	0.0		U0/0	

**BUG Rating: B1-U0-G1**

Type III Short





REPORT NUMBER: P401731

CATALOG NUMBER: ENT-SA1E-760-U-T3-HSS

**CANDELA DISTRIBUTION (FULL):**

	0°	5°	15°	25°	35°	45°	55°	58°	65°	75°	85°
0°	579.0	579.0	579.0	579.0	579.0	579.0	579.0	579.0	579.0	579.0	579.0
2.5°	555.0	555.0	557.0	558.0	561.0	564.0	568.0	569.0	571.0	576.0	578.0
5°	525.0	526.0	528.0	533.0	540.0	548.0	558.0	561.0	569.0	579.0	586.0
7.5°	513.0	514.0	517.0	523.0	532.0	544.0	556.0	560.0	571.0	587.0	597.0
10°	511.0	511.0	515.0	524.0	535.0	550.0	563.0	568.0	583.0	602.0	618.0
12.5°	511.0	511.0	516.0	527.0	540.0	559.0	577.0	584.0	601.0	625.0	645.0
15°	520.0	522.0	525.0	532.0	547.0	568.0	593.0	601.0	622.0	651.0	676.0
17.5°	584.0	582.0	572.0	563.0	560.0	578.0	608.0	619.0	650.0	687.0	714.0
20°	708.0	707.0	689.0	645.0	606.0	596.0	631.0	644.0	689.0	738.0	758.0
22.5°	857.9	862.9	834.9	776.0	696.0	645.0	665.0	683.0	741.0	800.0	812.0
25°	1006.9	1012.9	986.9	912.9	815.0	726.0	712.0	728.0	794.0	852.9	847.9
27.5°	1182.9	1177.9	1151.9	1067.9	953.9	834.9	775.0	778.0	828.9	894.9	878.9
30°	1311.9	1304.9	1279.9	1222.9	1115.9	979.9	864.9	855.9	870.9	943.9	926.9
32.5°	1429.9	1434.9	1415.9	1339.9	1238.9	1128.9	999.9	975.9	969.9	1031.9	1003.9
35°	1546.9	1545.9	1538.9	1471.9	1372.9	1268.9	1160.9	1143.9	1141.9	1201.9	1125.9
37.5°	1686.9	1679.9	1666.9	1598.9	1519.9	1420.9	1305.9	1278.9	1273.9	1285.9	1196.9
40°	1836.9	1845.9	1824.9	1753.9	1667.9	1593.9	1432.9	1391.9	1357.9	1392.9	1335.9
42.5°	2059.9	2066.9	2029.9	1980.9	1869.9	1800.9	1637.9	1581.9	1565.9	1618.9	1554.9
45°	2339.9	2326.9	2301.9	2267.9	2175.9	2070.9	1900.9	1847.9	1830.9	1921.9	1816.9
47.5°	2557.8	2555.8	2556.8	2549.8	2535.8	2409.9	2207.9	2171.9	2154.9	2285.9	2169.9
50°	2695.8	2703.8	2737.8	2824.8	2888.8	2835.8	2598.8	2554.8	2541.8	2677.8	2520.8
52.5°	2799.8	2818.8	2875.8	3047.8	3252.8	3270.8	3074.8	3012.8	2982.8	3020.8	2802.8
55°	2852.8	2861.8	2948.8	3202.8	3523.8	3652.8	3570.8	3518.8	3397.8	3325.8	3133.8
57.5°	2728.8	2714.8	2864.8	3187.8	3663.8	3960.8	3995.8	3936.8	3742.8	3686.8	3535.8
60°	2403.9	2397.9	2566.8	2954.8	3541.8	4032.8	4310.7	4273.7	4095.8	3962.8	3820.8
62.5°	1833.9	1843.9	2022.9	2417.9	3106.8	3825.8	4485.7	4515.7	4326.7	4128.8	4031.8
64°	1472.9	1460.9	1624.9	2026.9	2725.8	3549.8	4472.7	4551.7	4396.7	4215.7	4050.8
65°	1236.9	1210.9	1367.9	1731.9	2403.9	3349.8	4380.7	4507.7	4401.7	4236.7	3981.8
67.5°	651.0	665.0	732.0	1051.9	1622.9	2532.8	3944.8	4136.7	4179.7	3949.8	3469.8
70°	292.0	294.0	337.0	537.0	897.9	1642.9	3172.8	3483.8	3507.8	3244.8	2513.8
72.5°	97.0	98.0	149.0	215.0	377.0	761.0	2142.9	2425.9	2477.9	2103.9	1363.9
75°	60.0	62.0	79.0	116.0	175.0	266.0	1085.9	1277.9	1288.9	932.9	496.0
77.5°	38.0	40.0	48.0	69.0	96.0	101.0	356.0	431.0	488.0	336.0	154.0
80°	24.0	24.0	31.0	42.0	50.0	43.0	97.0	128.0	154.0	113.0	52.0
82.5°	9.0	9.0	16.0	23.0	21.0	15.0	26.0	34.0	59.0	56.0	25.0
85°	0.0	0.0	1.0	2.0	1.0	2.0	5.0	7.0	11.0	16.0	8.0
87.5°	0.0	0.0	0.0	0.0	1.0	1.0	2.0	2.0	2.0	2.0	2.0
90°	0.0	0.0	0.0	0.0	0.0	0.0	0.0	0.0	0.0	0.0	0.0



REPORT NUMBER: P401731

CATALOG NUMBER: ENT-SA1E-760-U-T3-HSS

**CANDELA DISTRIBUTION (continued):**

	90°	95°	105°	115°	125°	135°	145°	155°	165°	175°	180°
0°	579.0	579.0	579.0	579.0	579.0	579.0	579.0	579.0	579.0	579.0	579.0
2.5°	581.0	583.0	587.0	588.0	589.0	586.0	589.0	586.0	588.0	588.0	588.0
5°	590.0	593.0	596.0	597.0	596.0	589.0	591.0	586.0	585.0	585.0	585.0
7.5°	602.0	605.0	610.0	607.0	601.0	591.0	590.0	583.0	580.0	580.0	581.0
10°	624.0	627.0	629.0	623.0	611.0	596.0	585.0	570.0	563.0	560.0	560.0
12.5°	652.0	655.0	654.0	644.0	622.0	591.0	560.0	531.0	510.0	502.0	494.0
15°	682.0	686.0	684.0	663.0	621.0	566.0	506.0	438.0	396.0	369.0	364.0
17.5°	717.0	721.0	711.0	673.0	606.0	513.0	399.0	307.0	246.0	223.0	222.0
20°	760.0	758.0	734.0	674.0	579.0	415.0	267.0	192.0	166.0	160.0	159.0
22.5°	809.0	800.0	756.0	668.0	505.0	282.0	172.0	152.0	149.0	147.0	147.0
25°	836.9	821.0	764.0	651.0	389.0	180.0	146.0	142.0	138.0	134.0	133.0
27.5°	858.9	834.9	767.0	595.0	259.0	138.0	132.0	128.0	122.0	116.0	115.0
30°	898.9	862.9	772.0	497.0	159.0	118.0	115.0	108.0	99.0	93.0	91.0
32.5°	970.9	918.9	792.0	372.0	116.0	104.0	96.0	87.0	77.0	71.0	71.0
35°	1047.9	971.9	802.0	245.0	101.0	91.0	79.0	68.0	59.0	54.0	53.0
37.5°	1118.9	1047.9	799.0	150.0	90.0	78.0	65.0	54.0	46.0	42.0	42.0
40°	1263.9	1180.9	758.0	103.0	79.0	66.0	53.0	42.0	37.0	34.0	34.0
42.5°	1470.9	1326.9	667.0	88.0	69.0	55.0	42.0	35.0	31.0	28.0	28.0
45°	1702.9	1487.9	532.0	79.0	60.0	46.0	35.0	29.0	25.0	24.0	24.0
47.5°	2006.9	1682.9	391.0	71.0	52.0	39.0	29.0	24.0	22.0	21.0	21.0
50°	2272.9	1840.9	267.0	62.0	46.0	33.0	25.0	22.0	20.0	19.0	19.0
52.5°	2514.8	1950.9	176.0	54.0	41.0	27.0	23.0	20.0	19.0	18.0	18.0
55°	2799.8	2034.9	119.0	47.0	36.0	25.0	22.0	20.0	18.0	18.0	17.0
57.5°	3041.8	2084.9	85.0	40.0	32.0	23.0	21.0	19.0	17.0	16.0	16.0
60°	3182.8	2025.9	62.0	35.0	28.0	21.0	19.0	17.0	16.0	15.0	15.0
62.5°	3221.8	1911.9	48.0	30.0	24.0	19.0	17.0	15.0	14.0	13.0	13.0
64°	3131.8	1789.9	41.0	26.0	21.0	17.0	16.0	14.0	12.0	10.0	10.0
65°	3004.8	1676.9	37.0	24.0	19.0	16.0	15.0	13.0	10.0	8.0	8.0
67.5°	2503.8	1336.9	30.0	20.0	15.0	14.0	12.0	10.0	7.0	5.0	5.0
70°	1777.9	934.9	23.0	16.0	13.0	13.0	11.0	8.0	4.0	2.0	2.0
72.5°	940.9	486.0	19.0	13.0	10.0	10.0	9.0	5.0	3.0	2.0	1.0
75°	329.0	160.0	16.0	11.0	9.0	7.0	6.0	4.0	3.0	2.0	1.0
77.5°	100.0	53.0	14.0	11.0	8.0	6.0	7.0	6.0	6.0	4.0	3.0
80°	32.0	19.0	8.0	7.0	8.0	8.0	7.0	6.0	7.0	5.0	4.0
82.5°	12.0	7.0	3.0	4.0	4.0	5.0	5.0	4.0	3.0	1.0	0.0
85°	4.0	3.0	2.0	3.0	3.0	3.0	2.0	2.0	1.0	0.0	0.0
87.5°	2.0	2.0	2.0	2.0	2.0	2.0	1.0	1.0	0.0	0.0	0.0
90°	0.0	0.0	0.0	0.0	0.0	0.0	0.0	0.0	0.0	0.0	0.0

(END OF REPORT)